



# Factsheet Poultry Ethiopia



## Demographic & Economic Profile


**112.000.000 people**

145 million in 2030

**2<sup>nd</sup> populous nation in Africa**

51% literacy rate

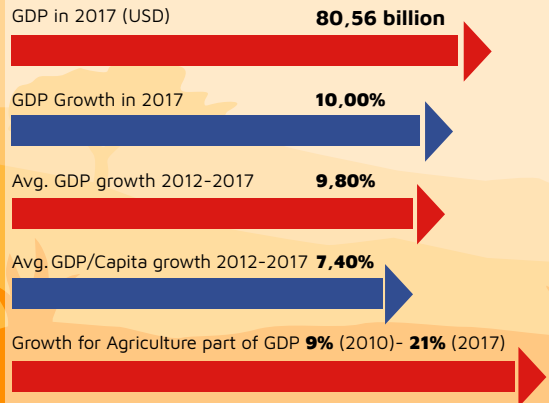
## Age structure: High youthful population



## A growing economy

Over the past decade, the Ethiopian economy has been growing at an average rate of 10% per annum, with a fall in poverty rate from 44% in 2000 to 23,5% in 2016 and a GDP of 80,6 billion USD in 2017. Ethiopia is the 12th most populated country in the world with a population of more than 110 million in 2019. More than 60% of the Ethiopian population is young (below the age of 24).


## GDP Figures



## The Ethiopian Poultry sector grows 6-10% per year




There is an increase in the interest for dual purpose breeds




Consumption in 2019 is 0,55 kg/capita

The import of poultry meat is allowed since 2013 and includes < 1% of the annual poultry meat production



Retail prices of broiler meat is between 3,10-3,60 EUR/KG



Consumption in 2019 is 0,70 kg/capita

The price of table eggs at producer level ranges between 0,11 and 0,13 EUR



The price of DOC ranges between 0,7 - 0,9 EUR

Egg demand falls when the fasting period of Orthodox Christians starts.

## Sector Information

During the last decades Ethiopia has become one of the fastest growing economies in the world, with a GDP growing about 10% per year. Detailed roadmaps in the Livestock Master Plan set out interventions to meet the targets of the Ethiopia Growth and Transformation Plans. Regarding poultry the ultimate goal is to create a sustainable poultry industry with safe and good quality products at attractive price levels. This means that a massive growth of production is necessary to close the future gap in total meat consumption demand. This growth is proposed to come from a transformation of traditional poultry systems and a substantial increase of the number and size of specialized commercial broiler and layer farms.

Commercial production in Ethiopia <sup>1</sup>	Broilers	Layers	Dual Purpose
# Birds in million in 2019	4,3	12,4	13,1
# Parentstock in 2019	70.000	87.000	140.000

<sup>1</sup> > 60% of the imported doc/parent stock origine from the Netherlands and Belgium

## Feed

- Most of the large-scale poultry farms have their own feed processing facilities. Feed processors either supply their products from the factory gate or through their agents or retailers.
- The total poultry feed production capacity in Ethiopia is estimated at 500.000 tons
- The annual production of poultry feed in 2019 is estimated at 270.000 tons.
- Main challenges in the feed subsector are shortage of input supplies, inconsistent demand, power outages and inflation.
- Soya bean and maize constitute to more than 50% of the raw material. Although between 2011 and 2016 soya bean and maize production increased, the supply of both ingredients is far below demand.

## Maize and Soya Bean production in MT (FAO2017)

	2013	2017
Maize	6.491.540	8.116.787
Soya Bean	61.025	84.033

Data from CSA and FAO has been found to be an underestimation of the actual size of the commercial poultry. For the sake of the Business opportunity report- Invest in the Ethiopian poultry sector 2020 (ENTAG 2020) the commercial production and consumption figures are analysed based on the presence of parentstock in the country taking into account key parameters as mortality rate, laying % and production performance.

For this factsheet data from the 'Business opportunity report-Invest in the Ethiopian poultry sector 2020 (ENTAG 2020)' is used including reports from Workbank, CSA and FAO (2016-2019).