
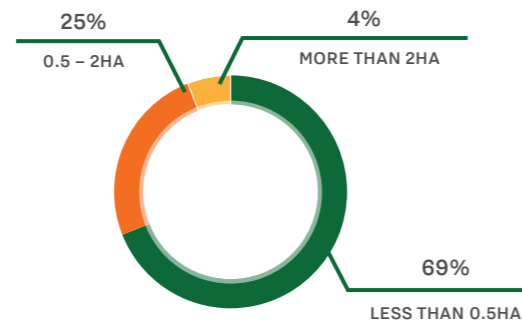
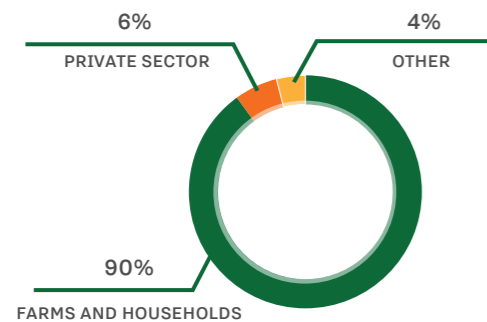
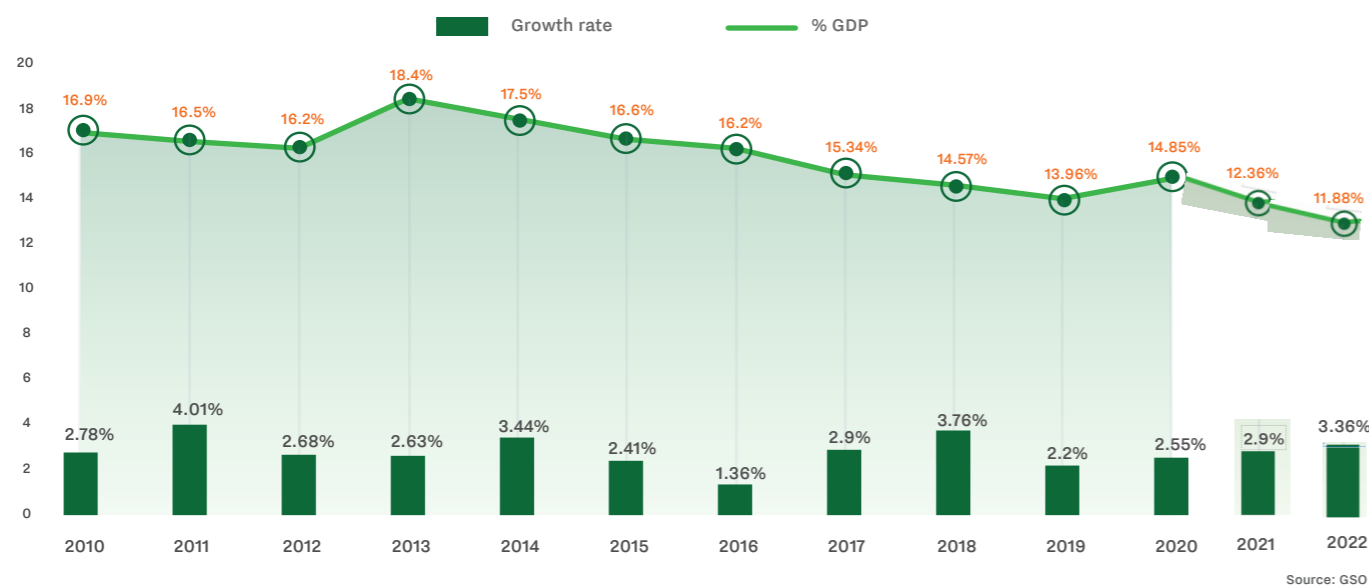


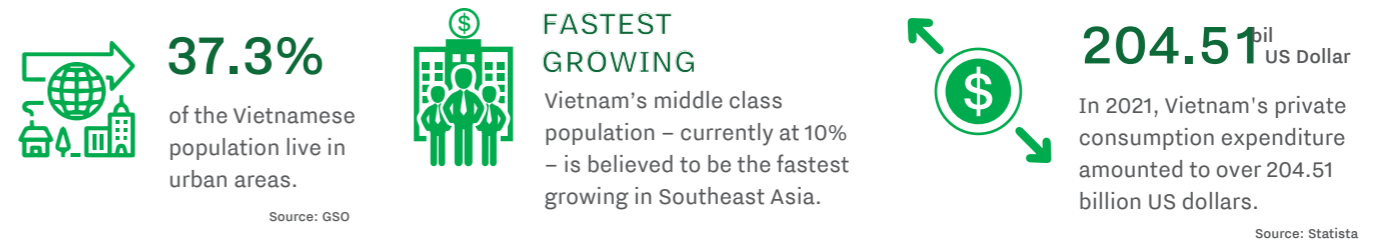
VIETNAM ECONOMY 2022 AT A GLANCE



AGRICULTURAL GROWTH RATE AND PROPORTION IN GDP



MARKET TRENDS:



AGRICULTURAL ECOLOGY IN VIETNAM



VIETNAM SIGNED **15** FTAs
FTAs: Free Trade Agreements

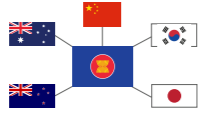
2018
CPTPP

Comprehensive and Progressive Agreement for Trans-Pacific Partnership (CPTPP)



2020
RCEP

Regional Comprehensive Economic Partnership (RCEP) Agreement

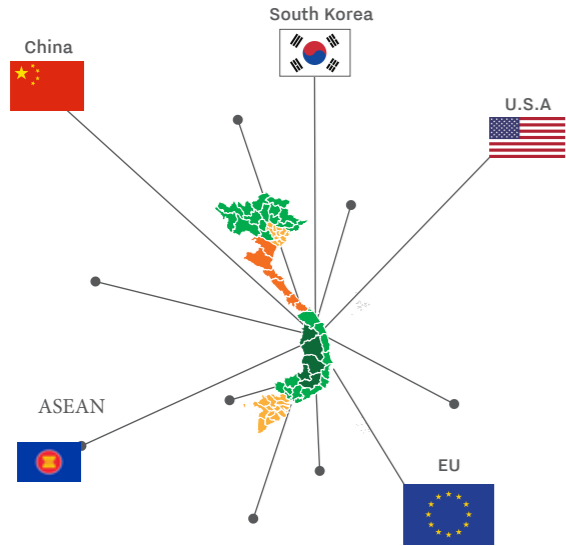


2020
EVFTA & EVIPA

EU-Vietnam Free Trade Agreement (EVFTA) & EU-Vietnam Investment Protection Agreement (EVIPA)



AGRO PRODUCTS IMPORT & EXPORT



VN IMPORT – TOP FOOD LIST



VIETNAM - THE NETHERLANDS BILATERAL COOPERATION

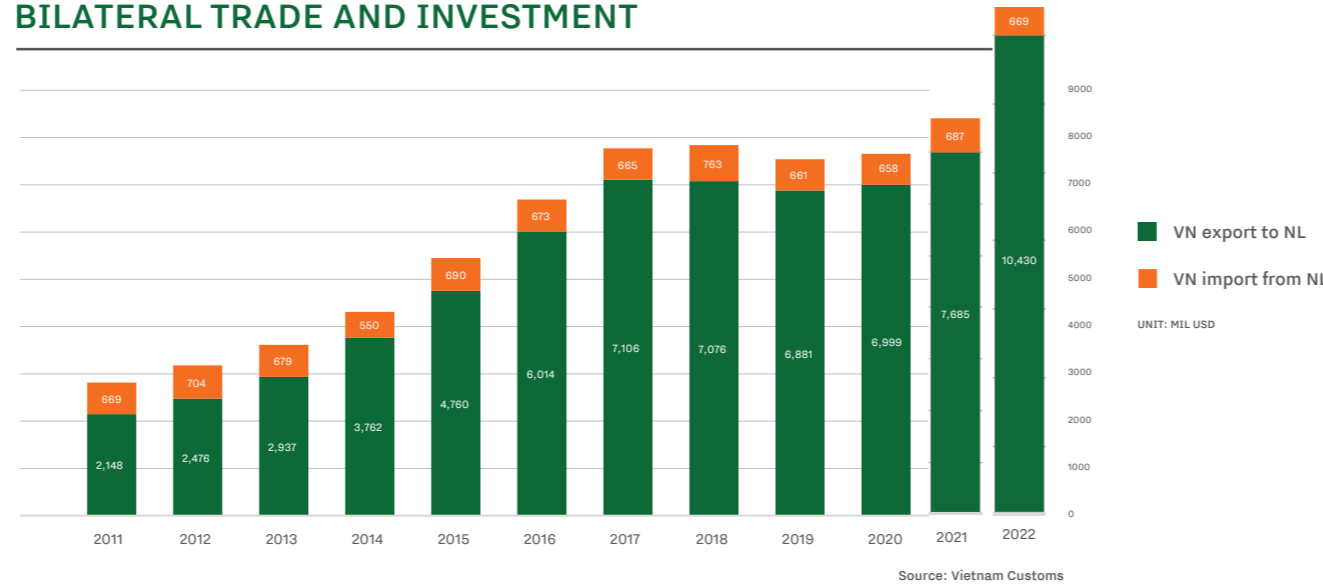
THE NETHERLANDS

TOP 10 Largest EU investor in Vietnam
Source: FIA

2nd largest EU trading partner of Vietnam
Source: Vietnam Customs

Largest export destination in the EU of Vietnam
Source: Vietnam Customs

BILATERAL TRADE AND INVESTMENT



11,099 VN – NL 2022 TOTAL TRADE
mil USD

Agriculture accounts for trade volume VN to NL **9.1%**

Agriculture accounts for trade volume NL to VN **15.3%**

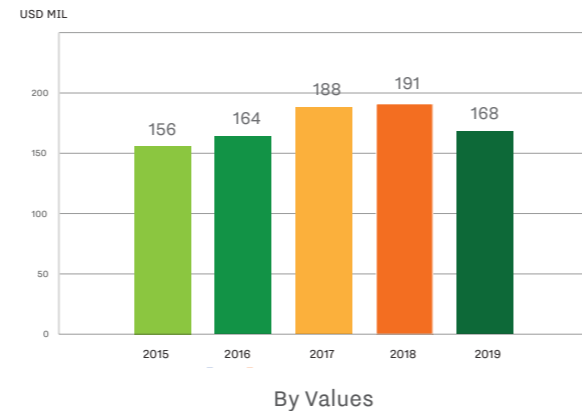
Source: Vietnam Customs

2014 SPA Strategic Partnership Arrangement in Sustainable Agriculture and Food Security
2019 MKD ATP Mekong Agricultural Transformation Program in the Mekong Delta

KEY THEMES OF VIETNAM - THE NETHERLANDS COOPERATION IN AGRICULTURE



IMPORT AND EXPORT KEY FOOD PRODUCTS



By Top Products

- Meat & edible meat offal
- Dairy produce, natural honey & edible products of animal origin
- Preparation of cereals, flour, starch or milk, pastry cooks products
- Miscellaneous edible preparation
- Beverages, spirits and vinegar

Source: IMF, COMTRADE, GSO, MOIT, VIETNAM briefing