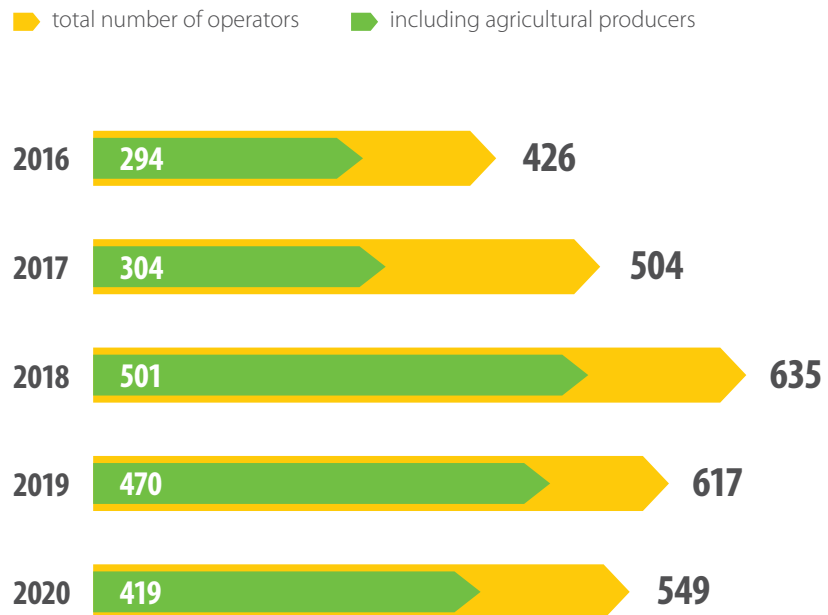
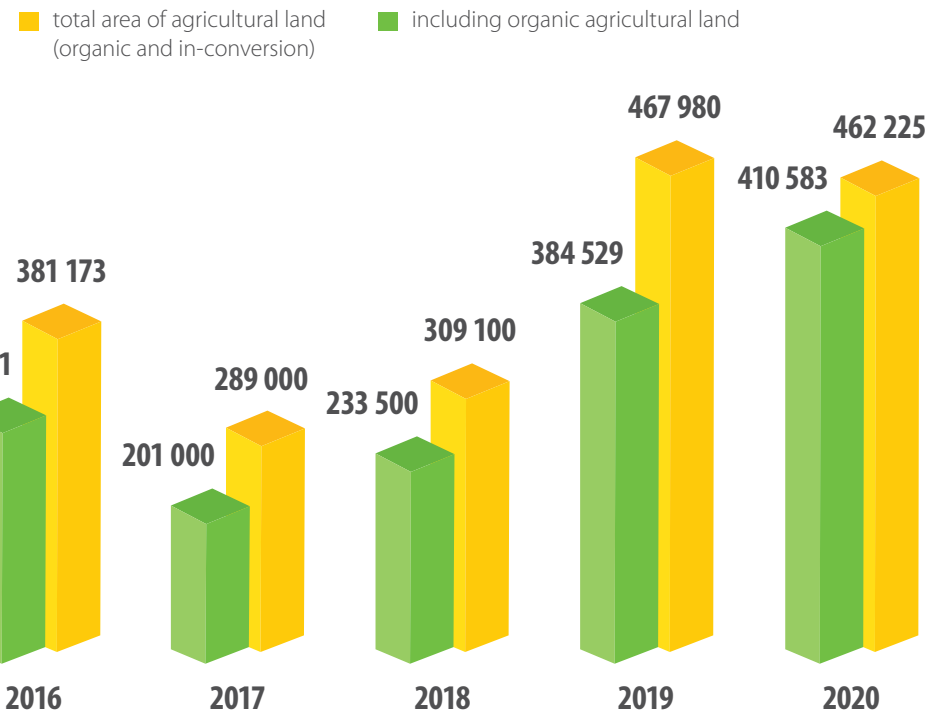


Organic Production of Ukraine

NUMBER OF ORGANIC OPERATORS



TOTAL AREA OF AGRICULTURAL LAND (ORGANIC AND IN-CONVERSION)



The operational monitoring data were collected by the Ministry of Economy of Ukraine (in the previous years – by the Ministry for Development of Economy, Trade and Agriculture of Ukraine, Ministry of Agrarian Policy and Food of Ukraine) from the foreign certification bodies which certified organic production and circulation of organic products in Ukraine.

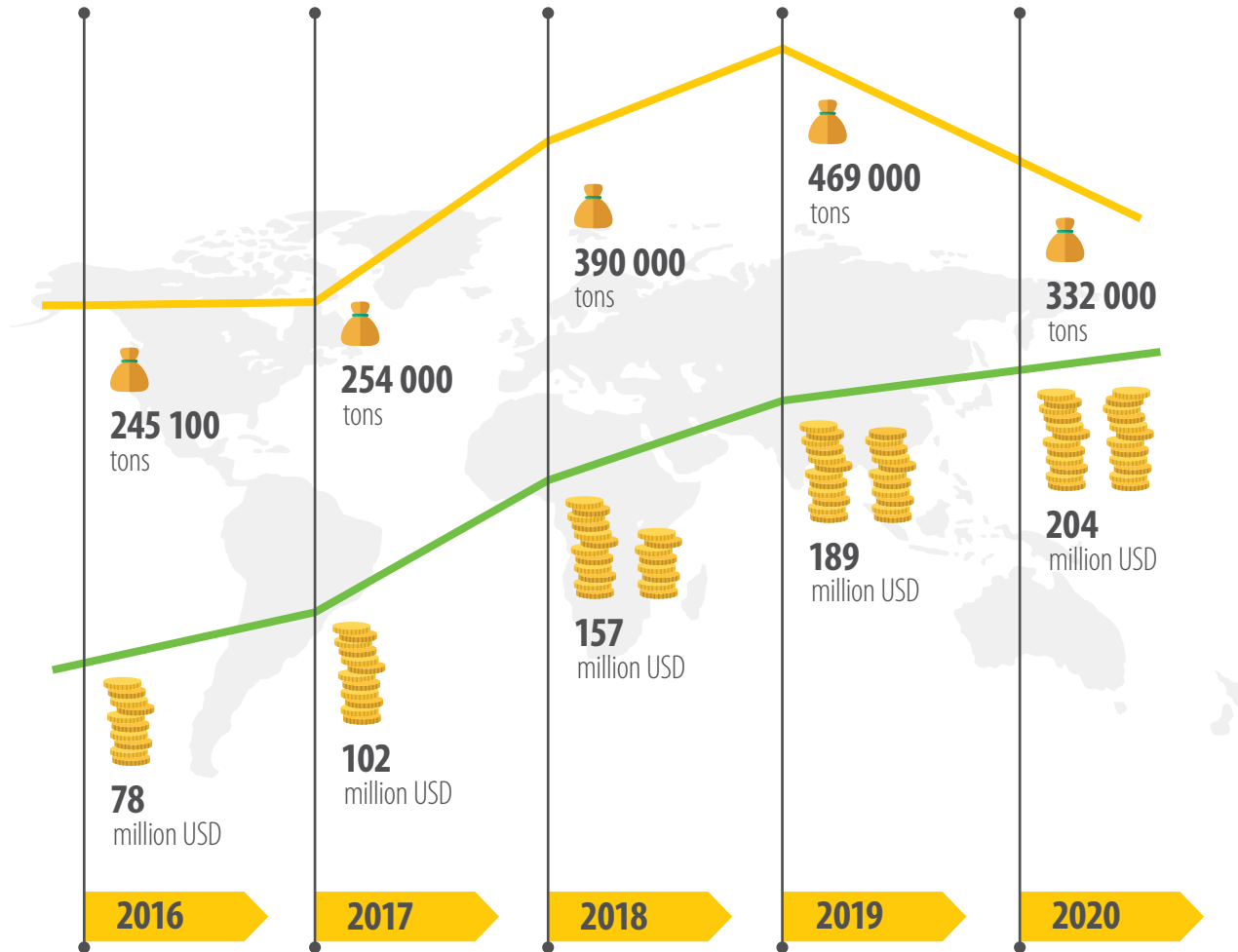
The data for 2016-2018 were collected for the Equivalent EU Organic Production & Processing Standard for Third Countries; for 2019-2020 – for the Equivalent EU Organic Production & Processing Standard for Third Countries and NOP (USA).

Sales of organic products

DOMESTIC MARKET



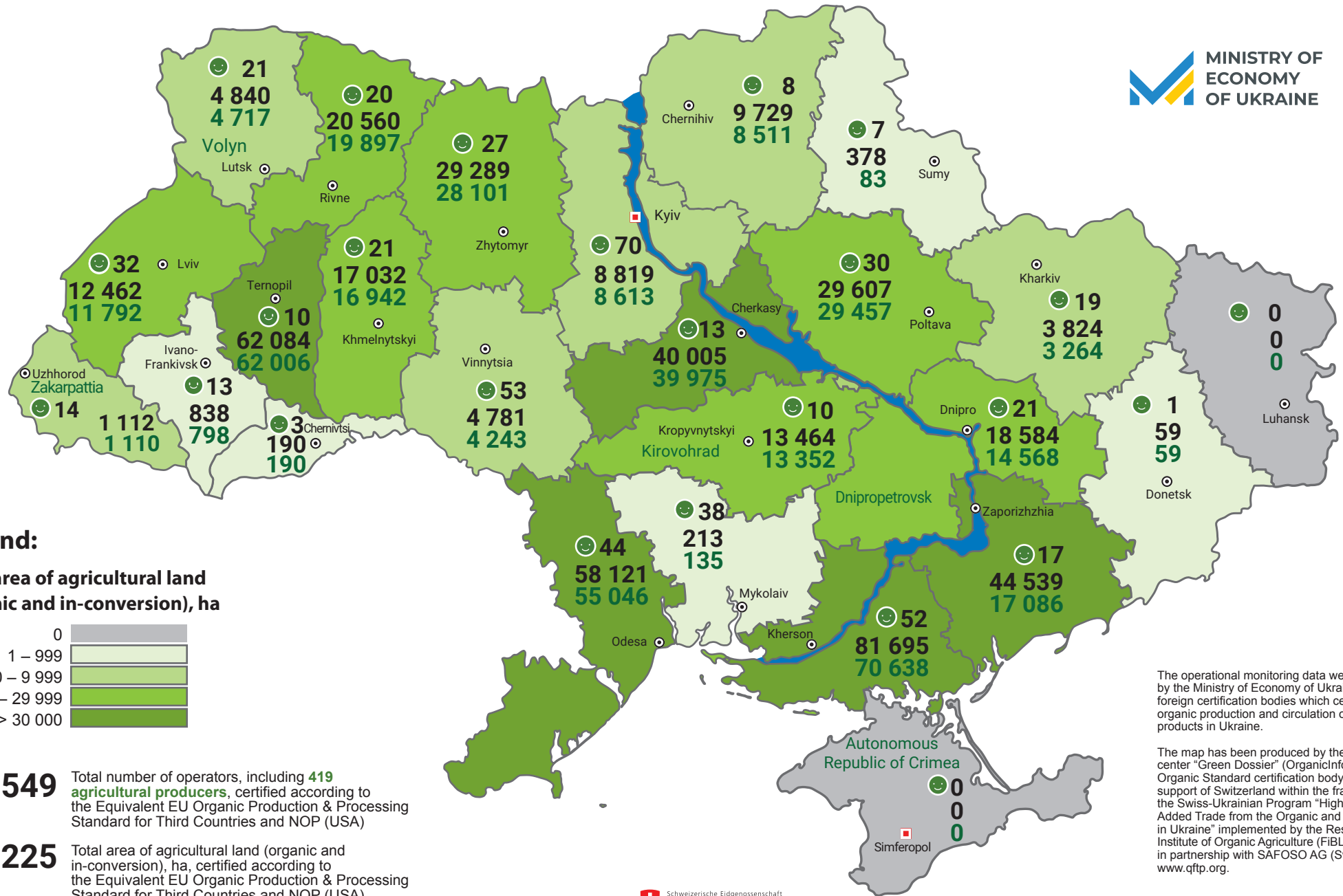
EXPORT MARKET



The infographics are based on the organic market survey held by the Organic Standard (Ukraine) in partnership with Organicinfo.ua (Ukraine) with the support of Switzerland within the framework of the Swiss-Ukrainian Program "Higher Value Added Trade from the Organic and Dairy Sector in Ukraine" implemented by the Research Institute of Organic Agriculture (FiBL, Switzerland) in partnership with SAFOSO AG (Switzerland), www.gftp.org

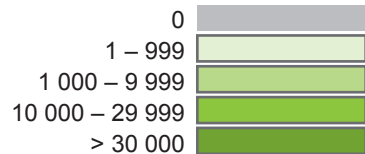
ORGANIC MAP OF UKRAINE

as of 31.12.2020



Legend:

Total area of agricultural land (organic and in-conversion), ha



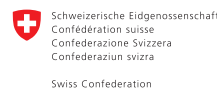
549 Total number of operators, including **419 agricultural producers**, certified according to the Equivalent EU Organic Production & Processing Standard for Third Countries and NOP (USA)

462 225 Total area of agricultural land (organic and in-conversion), ha, certified according to the Equivalent EU Organic Production & Processing Standard for Third Countries and NOP (USA),

410 583 including organic agricultural land, ha

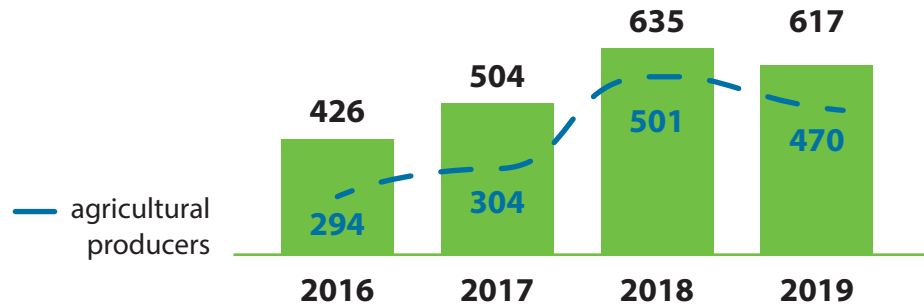
The operational monitoring data were collected by the Ministry of Economy of Ukraine from the foreign certification bodies which certified organic production and circulation of organic products in Ukraine.

The map has been produced by the Information center "Green Dossier" (Organicinfo.ua) and Organic Standard certification body with the support of Switzerland within the framework of the Swiss-Ukrainian Program "Higher Value Added Trade from the Organic and Dairy Sector in Ukraine" implemented by the Research Institute of Organic Agriculture (FiBL, Switzerland) in partnership with SAFOSO AG (Switzerland), www.qftp.org.

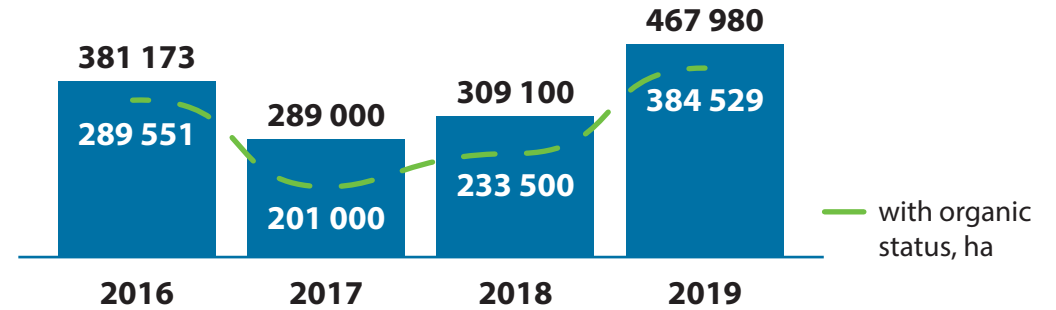


Overview of the Organic Market in Ukraine

Number of operators



Organic agricultural land (certified according to the Equivalent EU Organic Production & Processing Standard for Third Countries and for 2019 NOP (USA)), ha

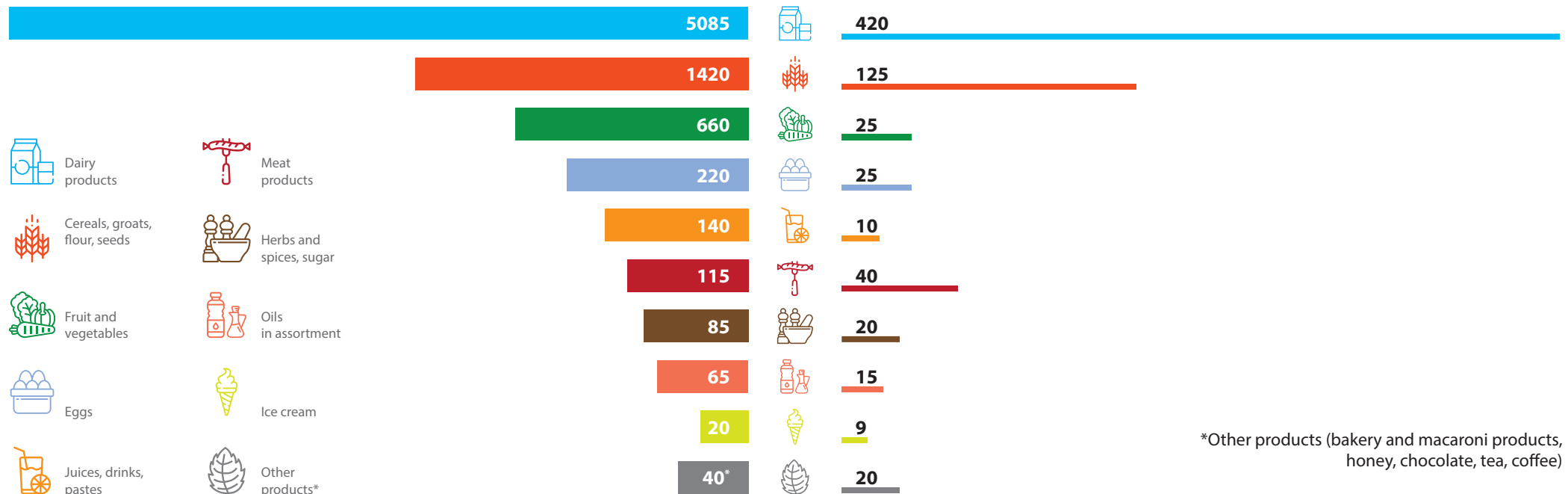


Domestic organic market

A total of 7,850 tons of organic products at a value of UAH 709 million are estimated to have been sold on the domestic market in 2020 (equivalent to USD 25.1 million of NBU exchange rate as of 31/12/2020)

Volume, tons

Value, million UAH




*Other products (bakery and macaroni products, honey, chocolate, tea, coffee)

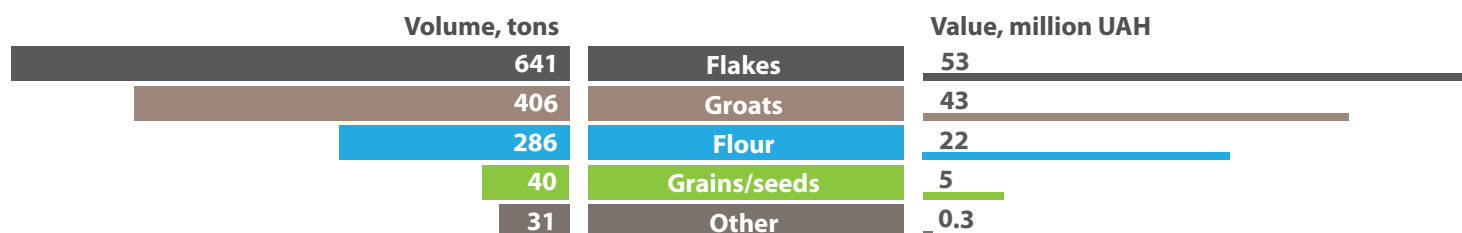
The infographics are based on the organic market survey held by the Organic Standard (Ukraine) in partnership with OrganicInfo.ua (Ukraine) with the support of Switzerland within the framework of the Swiss-Ukrainian Program "Higher Value Added Trade from the Organic and Dairy Sector in Ukraine" implemented by the Research Institute of Organic Agriculture (FiBL, Switzerland) in partnership with SAFOSO AG (Switzerland), www.qftp.org

Volume of the Ukrainian organic products sold on the domestic market, 2020

ORGANIC DAIRY PRODUCTS



ORGANIC CEREALS, GROATS, FLOUR, SEEDS



ORGANIC FRUITS AND VEGETABLES



The infographics are based on the organic market survey held by the Organic Standard (Ukraine) in partnership with OrganicInfo.ua (Ukraine) with the support of Switzerland within the framework of the Swiss-Ukrainian Program "Higher Value Added Trade from the Organic and Dairy Sector in Ukraine" implemented by the Research Institute of Organic Agriculture (FiBL, Switzerland) in partnership with SAFOSO AG (Switzerland), www.qftp.org

Overview of organic export from Ukraine, 2020

About **40** exporting countries

Top 3



About **80** organic products

Top 3



About **230** importing companies

Top 3



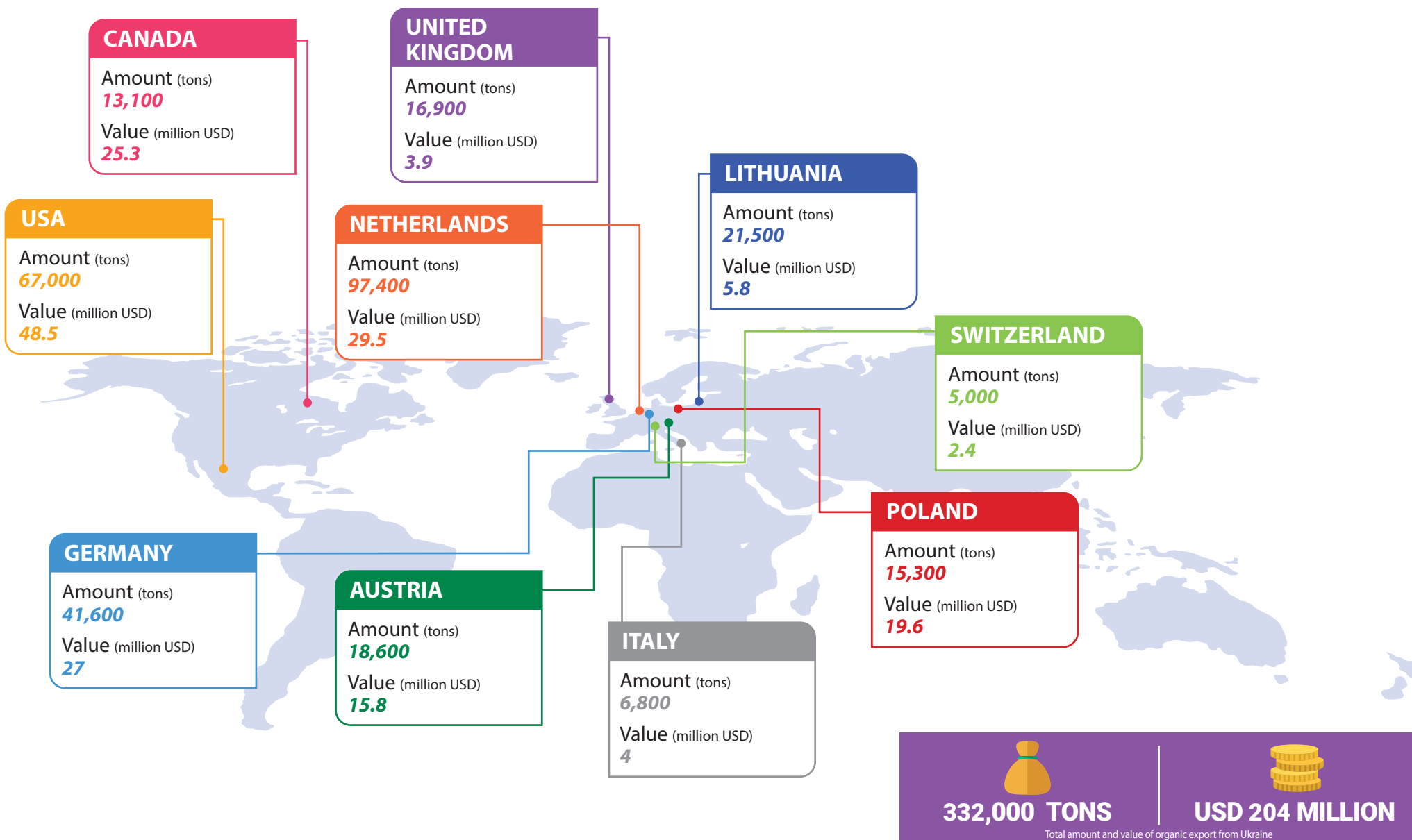
Total organic export from Ukraine \approx **204** million USD

DISTRIBUTION OF ORGANIC EXPORT FROM UKRAINE BY REGION

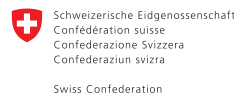


The infographics are based on the organic market survey held by the Organic Standard (Ukraine) in partnership with OrganicInfo.ua (Ukraine) with the support of Switzerland within the framework of the Swiss-Ukrainian Program "Higher Value Added Trade from the Organic and Dairy Sector in Ukraine" implemented by the Research Institute of Organic Agriculture (FiBL, Switzerland) in partnership with SAFOSO AG (Switzerland), www.qftp.org

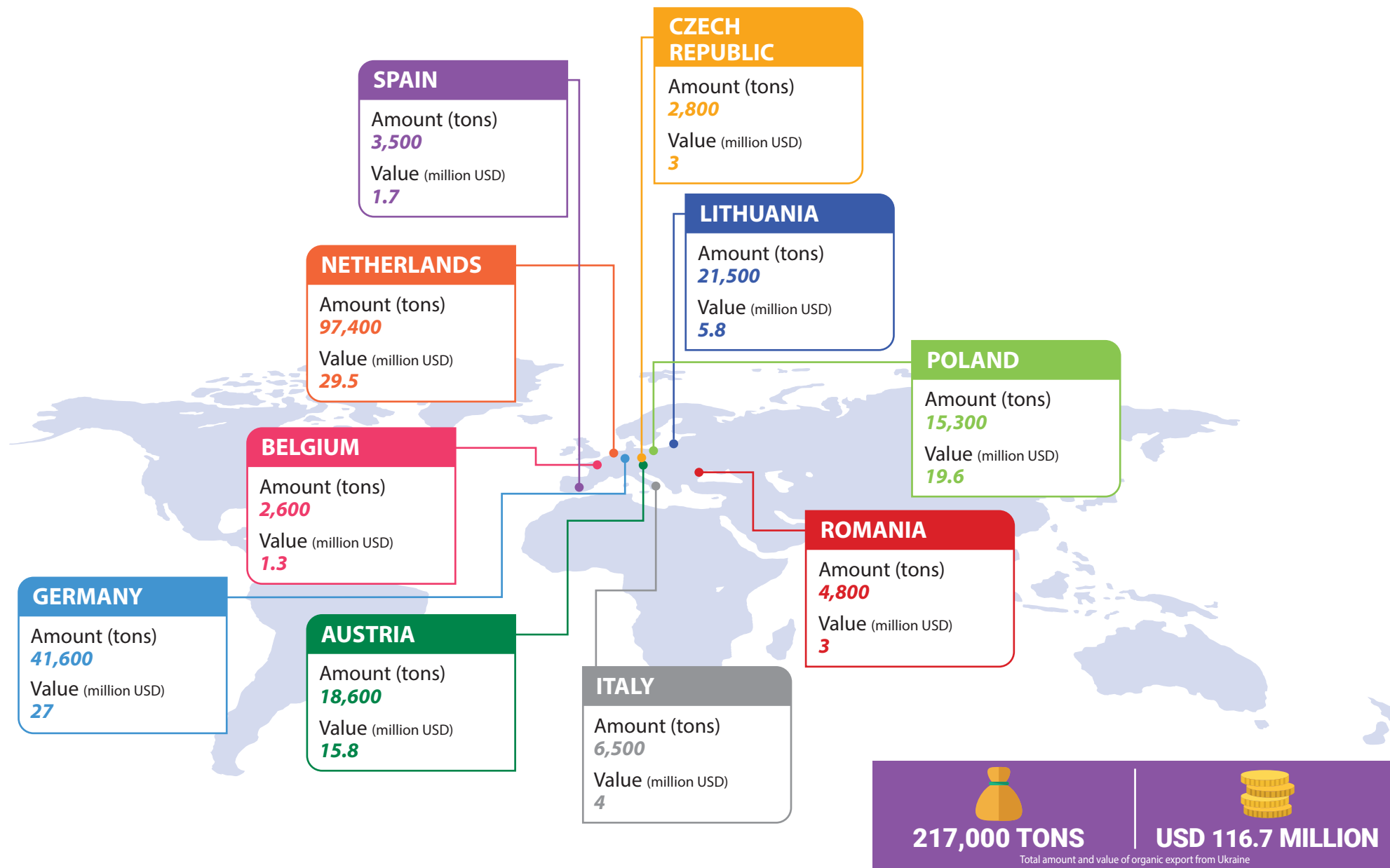
Top 10 countries in the world importing organic products from Ukraine, 2020



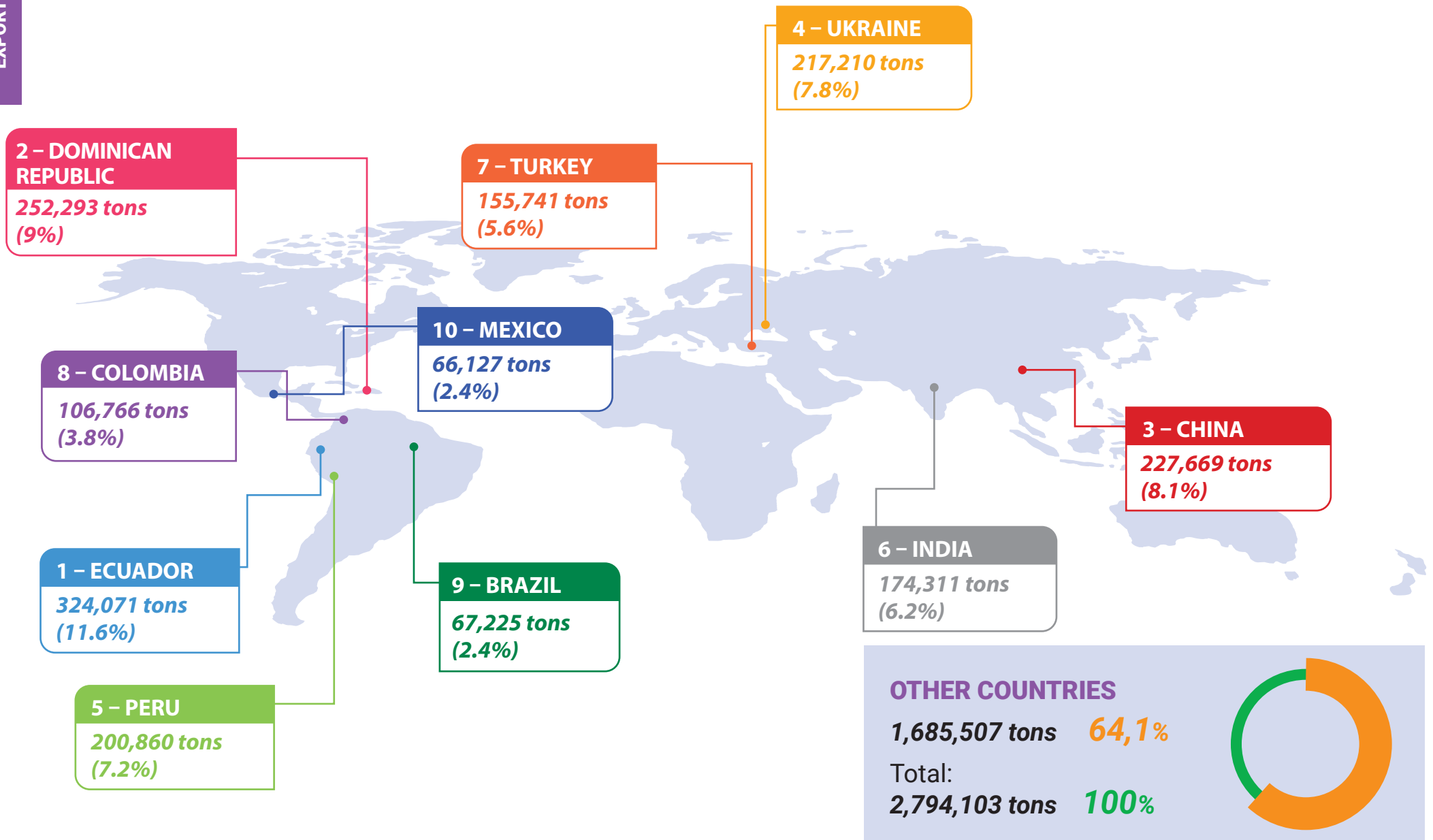
The infographics are based on the organic market survey held by the Organic Standard (Ukraine) in partnership with OrganicInfo.ua (Ukraine) with the support of Switzerland within the framework of the Swiss-Ukrainian Program "Higher Value Added Trade from the Organic and Dairy Sector in Ukraine" implemented by the Research Institute of Organic Agriculture (FiBL, Switzerland) in partnership with SAFOSO AG (Switzerland), www.gftp.org



Top 10 EU countries importing organic products from Ukraine, 2020



Organic import to the EU*, 2020 (by country of origin)



* According to the Report of the European Commission on imports of organic agri-food products to the EU in 2020

The infographics are based on the organic market survey held by the Organic Standard (Ukraine) in partnership with OrganicInfo.ua (Ukraine) with the support of Switzerland within the framework of the Swiss-Ukrainian Program "Higher Value Added Trade from the Organic and Dairy Sector in Ukraine" implemented by the Research Institute of Organic Agriculture (FiBL, Switzerland) in partnership with SAFOSO AG (Switzerland), www.qftp.org